











UUC Congregational Self-Assessment 2009

1. The Goals and Spirit of Our Congregation Please use the following scale to rate your level of agreement on the statements.						
	Strongly Agree	Agree	Disagree	Strongly disagree	Don't know or not applicable	Response Count
1. Members and Friends have opportunities to develop their UU faith and its meaning for them within the Congregation.	46.0% (80)	51.7% (90)	0.6% (1)	0.0% (0)	1.7% (3)	174
2. Members and Friends are encouraged to use their gifts and skills in the Congregational mission and ministry.	47.7% (83)	50.0% (87)	0.6% (1)	0.0% (0)	1.7% (3)	174
3. Our Congregation welcomes people of various cultural, ethnic, educational, and economic backgrounds.	47.7% (83)	45.4% (79)	5.2% (9)	0.0% (0)	1.7% (3)	174
4. Our Congregation welcomes people of all sexual orientations, gender identities or gender expression.	61.6% (106)	37.2% (64)	0.6% (1)	0.0% (0)	0.6% (1)	172
5. I understand the privileges and responsibilities of membership in the UUC Congregation.	44.5% (77)	48.0% (83)	4.6% (8)	0.0% (0)	2.9% (5)	173
6. I find meaning in our annual UU rituals (i.e. Ingathering/Water Ceremony, Flower Ceremony).	19.5% (34)	54.0% (94)	11.5% (20)	3.4% (6)	11.5% (20)	174
7. I feel comfortable talking about my Unitarian Universalist faith with others outside the Congregation.	36.8% (64)	54.6% (95)	5.2% (9)	1.1% (2)	2.3% (4)	174
8. Training and/or support is						

available to members to help them share their faith and to witness to their faith values.	14.9% (26)	48.9% (85)	10.9% (19)	1.7% (3)	23.6% (41)	174
9. Our Congregation is visible and well-known in the community.	5.7% (10)	44.8% (78)	29.3% (51)	3.4% (6)	16.7% (29)	174
10. We support and encourage members in their contacts and involvement within the community around us.	24.7% (43)	57.5% (100)	4.6% (8)	0.0% (0)	13.2% (23)	174
11. Our congregation members are active in our local community's service programs in those areas UU's care to influence, (i.e. projects involving environmental, LGBT, equality, peacemaking, Civil Liberties, sexuality, poverty issues).	43.1% (75)	48.3% (84)	5.2% (9)	0.0% (0)	3.4% (6)	174
12. Our Congregation values youth ministry.	46.0% (80)	41.4% (72)	4.0% (7)	1.1% (2)	7.5% (13)	174
13. I like the mixture of instrumental and vocal music provided at the Sunday Service	57.8% (100)	38.7% (67)	2.3% (4)	0.0% (0)	1.2% (2)	173
14. I like a variety of musical styles as a part of the Sunday Service.	59.8% (104)	36.8% (64)	2.9% (5)	0.0% (0)	0.6% (1)	174
15. We should encourage musical development in our Youth by having youth involved in the music at services.	45.1% (78)	42.2% (73)	6.4% (11)	0.6% (1)	5.8% (10)	173
16. The amount of music in the service (hymn, offering, prelude, postlude) is pleasing.	40.7% (70)	51.7% (89)	4.7% (8)	1.2% (2)	1.7% (3)	172
17. We have a competent group of leaders to help us build our	39.9% (69)	53.8% (93)	0.6% (1)	0.0% (0)	5.8% (10)	173

programming.						
18. I feel comfortable expressing my concerns and opinions to the leadership of our Congregation.	40.8% (71)	38.5% (67)	10.3% (18)	0.6% (1)	9.8% (17)	174
19. I feel comfortable expressing my concerns and opinions to the minister.	44.5% (77)	39.3% (68)	8.7% (15)	1.2% (2)	6.4% (11)	173
20. My opinions are respected and addressed by the Congregational leadership, even if others disagree with me.	32.0% (55)	37.8% (65)	5.2% (9)	1.2% (2)	23.8% (41)	172
21. Our Congregation handles the budgetary process well through pledge campaigns and other fund-raising.	32.4% (56)	51.4% (89)	5.8% (10)	1.2% (2)	9.2% (16)	173
22. I know how to become more involved in the activities offered by the Congregation if I want to do so.	49.4% (86)	47.7% (83)	2.3% (4)	0.0% (0)	0.6% (1)	174
					Comments?	34
					answered question	174
					skipped question	1

2. Please indicate the activities or processes that have created a sense of welcoming for you and your family (check as many as apply, and add any additional activities at the end)

		Response Percent	Response Count
1. Greeter at the entryway to the building		85.8%	103
2. Official greeter (with identifying "greeter" name tag) in the foyer/entryway		72.5%	87
3.. Introductions/welcome during the service		67.5%	81
4. Mingling during coffee after service		69.2%	83
5. Welcome packet		41.7%	50
6. RE/parenting networking		28.3%	34
7. Attended Circle supper		33.3%	40
8. Joined small group (i.e. covenant group, choir, etc)		52.5%	63
9. Being greeted by minister before or after service		59.2%	71
10. Attending "moving to membership" meeting		34.2%	41
		Comments?	24
		answered question	120
		skipped question	55


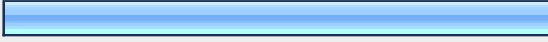



3. If you have started attending the UUC Congregation within the last five years, please indicate any suggestions you have as to activities or processes that would have INCREASED the sense of welcoming for you and your family:

		Response Count
		35
<i>answered question</i>		35
<i>skipped question</i>		140

4. Please take a moment to reflect on your awareness of the various leadership roles within the Congregation, both paid and unpaid. Check the listed positions indicating that you do or do not have an understanding of what is accomplished in these roles:

	I understand this position	I do NOT understand this position	Response Count
1. Congregational Administrator	79.1% (136)	20.9% (36)	172
2. Religious Education director	98.2% (168)	1.8% (3)	171
3. Religious Education assistant	81.2% (138)	18.8% (32)	170
4. Music Director	96.5% (165)	3.5% (6)	171
5. Volunteer Coordinator	87.2% (150)	12.8% (22)	172
6. Sexton	68.4% (117)	31.6% (54)	171
7. Board president / co-presidents	87.1% (149)	12.9% (22)	171
8. Board members at large	74.4% (125)	25.6% (43)	168
Comments?			17
<i>answered question</i>			172
<i>skipped question</i>			3

5. Please take a moment to reflect on the new building and facilities. Please indicate your level of satisfaction with the building and facilities as they are currently being utilized

		Response Percent	Response Count
Very satisfied		55.5%	96
Satisfied		36.4%	63
Dissatisfied		3.5%	6
Very dissatisfied		1.2%	2
Don't know or not applicable		3.5%	6
		Comments?	56
		answered question	173
		skipped question	2

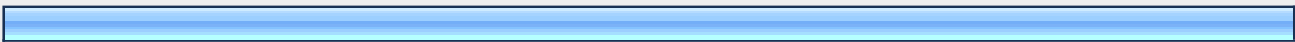








6. FUTURE DIRECTIONS Considering the next 3 -5 years, please rate the importance of each of the following goals for our Congregation.


	Very important	Important	Not very important	Not important at all	Don't know or not applicable	Response Count
1. Attract more members	34.9% (60)	51.2% (88)	9.3% (16)	0.6% (1)	4.1% (7)	172
2. Encourage greater member/friend participation in programs	31.4% (54)	57.6% (99)	5.2% (9)	0.6% (1)	5.2% (9)	172
3. Encourage greater member/friend financial support	27.1% (46)	55.9% (95)	6.5% (11)	0.6% (1)	10.0% (17)	170
4. Foster personal spiritual development	45.3% (77)	41.8% (71)	9.4% (16)	0.6% (1)	2.9% (5)	170
5. Foster personal intellectual search for truth and understanding	42.4% (72)	47.6% (81)	5.9% (10)	0.0% (0)	4.1% (7)	170
6. Increase the diversity of our Congregation (“race”, class, age, sexual orientation, theology)	34.5% (58)	45.2% (76)	12.5% (21)	3.0% (5)	4.8% (8)	168
7. Create a greater sense of community within the Congregation.	41.9% (72)	48.8% (84)	5.2% (9)	0.0% (0)	4.1% (7)	172
8. Identify service projects for group Congregational participation in our local community	28.8% (49)	54.1% (92)	12.4% (21)	0.6% (1)	4.1% (7)	170
9. Identify opportunities for public witness by our Congregation as an expression of our UU values.	20.7% (35)	39.6% (67)	24.3% (41)	2.4% (4)	13.0% (22)	169
10. Expand participation in denominational activities	8.3% (14)	45.2% (76)	29.2% (49)	2.4% (4)	14.9% (25)	168
11. Become a Green Sanctuary	28.8% (49)	50.0% (85)	13.5% (23)	1.8% (3)	5.9% (10)	170
12. Expand leadership development	21.8% (37)	50.0% (85)	12.9% (22)	1.8% (3)	13.5% (23)	170








	Comments?	32
	answered question	172
	skipped question	3

7. MINISTER'S FUNCTIONS: Sunday Services: Please rate your agreement level on the following statements:						
	Strongly Agree	Agree	Disagree	Strongly disagree	Don't know or not applicable	Response Count
1. The Sunday Services meet my spiritual needs.	18.2% (31)	56.5% (96)	18.2% (31)	1.8% (3)	5.3% (9)	170
2. The Sunday Services meet my intellectual needs.	23.1% (39)	65.7% (111)	8.3% (14)	0.0% (0)	3.0% (5)	169
3. Our worship services provide the challenge and inspiration we need to live out our faith in the world.	21.1% (36)	55.6% (95)	15.8% (27)	0.6% (1)	7.0% (12)	171
4. Sermon topics are interesting and relevant to me.	28.4% (48)	55.0% (93)	13.6% (23)	0.0% (0)	3.0% (5)	169
5. A good variety of sermon topics are offered during the year.	38.8% (66)	54.1% (92)	4.1% (7)	0.0% (0)	2.9% (5)	170
6. Our minister's style of delivery keeps my attention.	34.5% (59)	51.5% (88)	9.9% (17)	2.3% (4)	1.8% (3)	171
7. The hymns selected can be easily sung and are appropriate to the service.	27.1% (46)	55.9% (95)	10.0% (17)	0.6% (1)	6.5% (11)	170
8. Joys and concerns contribute meaning to the service.	34.5% (59)	57.9% (99)	4.1% (7)	1.2% (2)	2.3% (4)	171
9. Reflection/comment time after the sermon is a meaningful part of the service to me.	31.4% (53)	45.0% (76)	18.3% (31)	2.4% (4)	3.0% (5)	169

10. The Sunday service helps me feel more connected to others in the Congregation.	36.3% (62)	53.2% (91)	7.6% (13)	0.0% (0)	2.9% (5)	171
11. I would be interested in attending an alternative service that was less formal and more interactive.	18.2% (31)	22.9% (39)	37.6% (64)	5.9% (10)	15.3% (26)	170
Comments?						52
answered question						171
skipped question						4

8. Please indicate which content is important to you in the Sunday service (check as many as apply, and add any additional activities at the end)			
		Response Percent	Response Count
1. Unitarian Universalist values		86.4%	146
2. Jewish-Christian traditions		35.5%	60
3. Coping with life		69.8%	118
4. Philosophical ideas		75.1%	127
5. UU history		41.4%	70
6. Gender issues		30.8%	52
7. Values & perspectives on social issues		77.5%	131
8. Non-western religions		52.7%	89
9. Religious implication of science and modern knowledge		60.4%	102

10. Spiritual growth		69.8%	118
11. Ethics		70.4%	119
12. Family relationship & values		66.9%	113
		Comments?	30
		answered question	169
		skipped question	6

9. Objectives of the worship service Worship services can be developed to meet a variety of objectives depending on participants' needs and preferences. Please indicate which objectives you desire from the worship service (check as many as apply, and add any additional objectives at the end)			
		Response Percent	Response Count
1. To inspire reverence		39.3%	66
2. To help us understand ourselves better		76.2%	128
3. To show new paths for individual growth and change		86.3%	145
4. To provide a supportive environment for developing and sharing individual feelings and beliefs		69.0%	116
5. To promote feelings of self worth and individual dignity		59.5%	100
6. To spur individuals to act on their convictions.		72.0%	121
7. To build community		86.9%	146
8. To strengthen my understanding			

of Unitarian Universalist history and values		50.6%	85
		Comments?	16
		answered question	168
		skipped question	7

10. Pastoral Care: Please rate the following:						
	Strongly Agree	Agree	Disagree	Strongly disagree	Don't know or not applicable	Response Count
1. I have experienced a personal crisis during the past two years.	27.6% (45)	27.6% (45)	19.6% (32)	5.5% (9)	19.6% (32)	163
2. I told the minister about that crisis.	15.4% (25)	16.7% (27)	19.8% (32)	4.9% (8)	43.2% (70)	162
3. I told the Congregation about that crisis (joy or concern).	8.2% (13)	14.6% (23)	26.6% (42)	10.8% (17)	39.9% (63)	158
4. When the minister knew of a personal crisis or personal difficulties I had, I felt that she was available to me.	28.4% (46)	25.9% (42)	2.5% (4)	1.2% (2)	42.0% (68)	162
5. When I have discussed personal problems or concerns with our minister, I felt that she was easy to talk to.	29.1% (48)	25.5% (42)	3.0% (5)	1.2% (2)	41.2% (68)	165
6. When I told the Congregation about my joy or concern, I felt supported by the Congregation.	19.8% (32)	25.3% (41)	1.9% (3)	0.0% (0)	53.1% (86)	162
7. The Caring Network contacted me about my joy or concern.	10.8% (17)	17.7% (28)	5.7% (9)	1.3% (2)	64.6% (102)	158
					Comments?	29

	<i>answered question</i>	167
	<i>skipped question</i>	8

11. Ministerial Leadership:						
	Strongly Agree	Agree	Disagree	Strongly disagree	Don't know or not applicable	Response Count
1. Our minister provides leadership when appropriate	49.4% (82)	39.8% (66)	3.6% (6)	0.0% (0)	7.2% (12)	166
2. She is open to other points of view or suggestions	41.7% (70)	42.9% (72)	6.5% (11)	1.2% (2)	7.7% (13)	168
3. She fulfills her responsibilities	55.7% (93)	37.1% (62)	0.6% (1)	0.0% (0)	6.6% (11)	167
4. She is effective in leading our Congregation	50.3% (84)	41.3% (69)	3.6% (6)	0.0% (0)	4.8% (8)	167
5. She helps create a positive image of UUC through her work in the community	57.2% (95)	27.7% (46)	0.0% (0)	0.0% (0)	15.1% (25)	166
					Comments?	21
	<i>answered question</i>					168
	<i>skipped question</i>					7

12. RELIGIOUS EDUCATION (RE): The Goal and Spirit of Our Ministry with Children and Youth Religious Education Program Mission: We aim to encourage our young people to be religiously literate, spiritually aware, make life-affirming choices, develop a sense of social responsibility, and be prepared for life in a multi-faith, multi-cultural world. We seek to create an environment where young people develop self-esteem, respect others, experience worship and learn to have community with friends and with nature, all in a spirit of caring and sharing. (If you have no knowledge of the Religious Education Programs for Children and Youth, please leave this section blank and skip to the section on Social Justice.)

	Strongly Agree	Agree	Disagree	Strongly disagree	Don't know or not applicable	Response Count
1. Our RE program nurtures our children and youth, and teaches good values	43.8% (53)	38.0% (46)	3.3% (4)	0.0% (0)	14.9% (18)	121
2. The activities and curricula we are using help us meet our RE program mission (above)	29.2% (35)	40.0% (48)	4.2% (5)	1.7% (2)	25.0% (30)	120
3. The Congregation is helping us meet our RE program mission (above)	25.8% (31)	45.0% (54)	3.3% (4)	0.0% (0)	25.8% (31)	120
4. Our religious education program succeeds in helping teachers feel connected and in relationship to the Congregation	18.3% (22)	30.8% (37)	5.0% (6)	2.5% (3)	43.3% (52)	120
5. Our RE program succeeds in helping children and youth feel connected and in relationship	26.7% (32)	41.7% (50)	6.7% (8)	2.5% (3)	22.5% (27)	120
6. The Congregation provides a safe environment for children and youth.	46.7% (56)	44.2% (53)	0.0% (0)	0.0% (0)	9.2% (11)	120
7. Our RE classes include music and crafts appropriately to reinforce curricular lessons.	27.5% (33)	37.5% (45)	1.7% (2)	0.8% (1)	32.5% (39)	120
					Comments?	25
	answered question					121

13. Religious Education Curriculum A number of key characteristics of our Religious Education curriculum for children and youth are listed below. Please indicate how important you consider each of these items to be, using the four-point scale.

	Very important	Important	Not very important	Not important	Response Count
1. UU History, Identity, Principles, Values	67.7% (88)	27.7% (36)	4.6% (6)	0.0% (0)	130
2. Jewish- Christian Heritage & Bible Literacy	38.1% (48)	48.4% (61)	13.5% (17)	0.0% (0)	126
3. World Religions/ Neighboring Faiths	51.5% (67)	46.2% (60)	2.3% (3)	0.0% (0)	130
4. Spirituality/ God Concept Exploration	50.0% (64)	40.6% (52)	8.6% (11)	0.8% (1)	128
5. Getting Along w/ Others/ Peacemaking	73.2% (93)	26.8% (34)	0.0% (0)	0.0% (0)	127
6. Social Justice/ Social Action	62.5% (80)	35.9% (46)	1.6% (2)	0.0% (0)	128
7. Science/ Nature/ Environment	42.1% (53)	50.8% (64)	5.6% (7)	1.6% (2)	126
				Comments?	15
				answered question	131
				skipped question	44

14. Meeting Children's Needs				
	Yes	No	I don't know	Response Count
1. Does the Middle School Religious Education meet the needs of your child (children)?	17.1% (18)	9.5% (10)	73.3% (77)	105
2. Does the YRUU meet the needs of your high school youth?	18.4% (19)	7.8% (8)	73.8% (76)	103
			Comments?	24
			answered question	108
			skipped question	67

15. The UUA has developed a sexuality curriculum for various age levels (K-adult) titled Our Whole Lives. From the UUA website, it is described as: “Our Whole Lives helps participants make informed and responsible decisions about their sexual health and behavior. It equips participants with accurate, age-appropriate information in six subject areas: human development, relationships, personal skills, sexual behavior, sexual health, and society and culture. Grounded in a holistic view of sexuality, Our Whole Lives provides not only facts about anatomy and human development, but helps participants to clarify their values, build interpersonal skills, and understand the spiritual, emotional, and social aspects of sexuality”.						
	Strongly agree	Agree	Disagree	Strongly disagree	Don't know N/A	Response Count
Based on this preliminary information, I would be interested in having my child(ren)/youth participate in this curriculum if it was offered at the UUC.	43.5% (57)	19.1% (25)	2.3% (3)	1.5% (2)	33.6% (44)	131
					Comments?	43
					answered question	131
					skipped question	44

16. SOCIAL JUSTICE AND SERVICE ACTIVITIES I would participate in the following social justice activities if they were undertaken by the UUC (check as many as apply)

	Yes	No	Perhaps	Response Count
1. Petitioning or attempting to influence our State or Federal legislators about the importance of prioritizing alternative energy initiatives;	42.1% (67)	22.0% (35)	35.8% (57)	159
2. Attending or advising about educational programs for our Sunday Circle or children's education programs on environmental or social justice matters;	29.5% (46)	40.4% (63)	30.1% (47)	156
3. Participating with other denominations or religious groups in their social justice initiatives with which we are in agreement;	45.0% (72)	22.5% (36)	32.5% (52)	160
4. Helping our UUC members to evaluate and reduce their personal earth footprint;	33.8% (53)	22.9% (36)	43.3% (68)	157
			Comments?	21
	answered question			163
	skipped question			12











17. OVERALL SATISFACTION					
	Very satisfied	Satisfied	Somewhat dissatisfied	Dissatisfied	Response Count
How would you rate your overall sense of satisfaction with the UUC?	41.9% (70)	47.3% (79)	10.8% (18)	0.0% (0)	167
Additional comments that you have not had an opportunity to express.					24
answered question					167
skipped question					8




18. DEMOGRAPHIC INFORMATION Tell us about you:						
	1 year or less	5 years or less	10 years or less	15 years or less	More than 15 years	Response Count
1. For how many years have you considered yourself a Unitarian Universalist?	7.3% (12)	24.4% (40)	19.5% (32)	10.4% (17)	38.4% (63)	164
2. For how many years have you been attending this UUC Congregation?	12.0% (19)	38.0% (60)	19.0% (30)	12.0% (19)	19.0% (30)	158
Comments?						12
answered question						168
skipped question						7







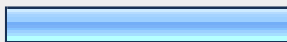


19. Are you:				
			Response Percent	Response Count
1. a member of the UUC			77.1%	128
2. a friend of the UUC			22.9%	38
		<i>answered question</i>		166
		<i>skipped question</i>		9




20. Do you identify as				
			Response Percent	Response Count
1. Female			58.8%	97
2. Male			41.2%	68
		<i>answered question</i>		165
		<i>skipped question</i>		10




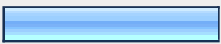




21. Religious Orientation Please indicate with a check mark the religious orientations from the list below that are part of your religious perspective. Feel free to add other orientations below. (check as many as apply)

		Response Percent	Response Count
1. Theological Christianity: Jesus is a unique revelation of the divine.		8.5%	14
2. Ethical Christianity: Jesus is a great moral teacher.		61.8%	102
3. Some form of Judaism		6.7%	11
4. Humanism: Human nature is the basis of all religion and ethics.		51.5%	85
5. Atheism or Non-Theism: The concept of deity is not defensible or helpful.		21.2%	35
6. Skepticism: There is no way of knowing the truth with regard to theological matters.		29.1%	48
7. Agnosticism: I simply do not know "the truth" about theological matters.		43.0%	71
8. Ethical Religion: The function of religion is to encourage the development of ethical living.		56.4%	93
9. Naturalistic Theism: The powers we have traditionally attributed to a supernatural God are inherent in the natural world. The natural world elicits our respect and devotion.		44.8%	74
10. Mysticism: It is possible for humans to have a vital identification with the Cosmos.		24.2%	40






11. Theism: God (Christian or other concepts) is the center of faith.		9.7%	16
12. Buddhism		30.3%	50
13. Earth-based spirituality		33.3%	55
		Comments?	19
		answered question	165
		skipped question	10

22. Which best describes your occupation? (Check one)			
		Response Percent	Response Count
1. Service, clerical, store clerk, cashier, waiter		1.9%	3
2. Business owner		6.3%	10
3. Administrator/manager		6.3%	10
4. Social worker/human services		5.7%	9
5. Scientist/engineer/technical/computer		17.1%	27
6. Professional sales, real estate, insurance		1.3%	2
7. Educator		19.0%	30
8. Medical professions		1.3%	2
9. Full-time homemaker		7.6%	12

10. Artist/Musician		3.2%	5
11. Student		3.2%	5
12. Retired		27.2%	43
Comments?			19
answered question			158
skipped question			17

23. Which best describes your employer?				
			Response Percent	Response Count
1. College/University		23.2%	36	
2. Government (non military and non academic)		4.5%	7	
3. Private enterprise (for profit)		12.9%	20	
4. Self employed/free lance		14.2%	22	
5. Non-profit organization		6.5%	10	
6. Currently unemployed		6.5%	10	
7. Military		0.0%	0	
8. Student		1.9%	3	
9. Retired		30.3%	47	
Comments?			13	
answered question			155	

24. Which of the following categories describes your highest level of formal education?

		Response Percent	Response Count
1. Grade school		0.6%	1
2. High school		0.0%	0
3. Some college		9.6%	16
4. College graduate		16.2%	27
5. Some graduate school		5.4%	9
6. Graduate degree		68.3%	114
		Comments?	0
		answered question	167
		skipped question	8

25. What is your current relationship status?

		Response Percent	Response Count
1. Single: never been in a partnership or married		3.7%	6
2. Partnership/married		79.9%	131
3. Divorced/widowed/separated		16.5%	27
		<i>answered question</i>	164
		<i>skipped question</i>	11

26. What is your gross family income (before taxes)?

		Response Percent	Response Count
1. Less than \$20,000		4.0%	6
2. \$21,000 - \$40,000		9.3%	14
3. \$41,000 - \$60,000		24.7%	37
4. \$61,000 - \$80,000		18.0%	27
5. \$81,000 - \$100,000		18.7%	28
6. \$101,000 - \$120,000		14.0%	21
7. Over \$120,000		11.3%	17
		<i>answered question</i>	150
		<i>skipped question</i>	25

27. Please indicate the number of children you are parenting or co-parenting in each age category below.

	1	2	3	4	5	Response Count
1. Ages 0 - 3	75.0% (15)	25.0% (5)	0.0% (0)	0.0% (0)	0.0% (0)	20
2. Ages 4 – 6	80.0% (16)	20.0% (4)	0.0% (0)	0.0% (0)	0.0% (0)	20
3. Ages 7 – 11	54.8% (17)	41.9% (13)	3.2% (1)	0.0% (0)	0.0% (0)	31
4. Ages 12–18	66.7% (22)	27.3% (9)	6.1% (2)	0.0% (0)	0.0% (0)	33
5. Ages 19-23	68.0% (17)	28.0% (7)	4.0% (1)	0.0% (0)	0.0% (0)	25
Total number of children						111
answered question						89
skipped question						86

28. Please indicate the number of children you have in each of the following age ranges currently attending the UUCFNRV Religious Education program.

	1	2	3	4	5	Response Count
1. Ages 0 – 3	76.9% (10)	23.1% (3)	0.0% (0)	0.0% (0)	0.0% (0)	13
2. Ages 4 – 6	84.2% (16)	15.8% (3)	0.0% (0)	0.0% (0)	0.0% (0)	19
3. Ages 7 – 11	60.0% (18)	36.7% (11)	3.3% (1)	0.0% (0)	0.0% (0)	30
4. Ages 12 – 18	81.8% (18)	9.1% (2)	9.1% (2)	0.0% (0)	0.0% (0)	22
Total number of children						96
answered question						59
skipped question						116






29. Are you currently participating in a Covenant Group?

		Response Percent	Response Count
1. Yes		34.4%	56
2. No		65.6%	107
		Comments?	19
		answered question	163
		skipped question	12

30. How many other adults of your household also are completing this survey?

		Response Percent	Response Count
1. One		89.5%	85
2. Two		10.5%	10
3. Three		0.0%	0
		answered question	95
		skipped question	80

31. How do you get your information about the Congregation? Please select all that apply.

		Response Percent	Response Count
1. Newsletter		95.2%	157
2. Congregation web site.		38.8%	64
3. Sunday services		81.2%	134
4. E-mail postings		63.6%	105
5. Facebook		5.5%	9
		Other (please specify)	8
		answered question	165
		skipped question	10

32. Name: (Completely optional)

		Response Count
		67
		answered question
		67
		skipped question
		108